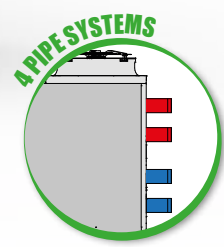
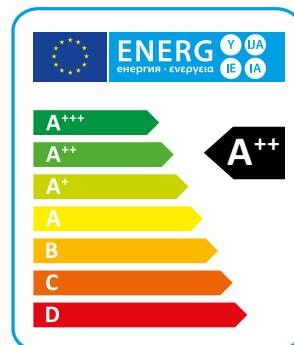


LHNP4

HIGH EFFICIENCY AIR TO WATER MULTIPURPOSE UNIT AND 4 PIPE HEAT PUMPS EQUIPPED WITH SCROLL COMPRESSOR AND AXIAL FANS

Heating capacity from 22 kW to 432 kW

R410A



The high efficiency air / water heat pumps of the LHA series are units designed for 4-pipe air conditioning and heating systems, which allow the production of cold water for cooling and hot water for heating at the same time or separately.

The units are supplied with an additional exchanger, used as a condenser for hot water, the production of which is independent of the operation mode of the unit.

Activation of the exchanger takes place automatically via the microprocessor control when the hot water temperature on the return is lower than the set point. These units are able to produce hot water and cold water simultaneously and / or separately with very high energy efficiencies.

They are all supplied complete with a specific advanced microprocessor control provided with software for managing the various priorities.

The XL versions also have an extremely low noise level thanks to the use of a special floating vibration damping system that allows a noise reduction of about 6-8 dB (A) (optional).

VERSIONS

- P4U** 4 pipe systems heating/cooling.
- P4S** 2+2 pipe systems with D.H.W. production.
- SA** Standard efficiency, AC fans.
- SE** Standard efficiency, EC fans.
- HA** High efficiency, AC fans.
- HE** High efficiency, EC fans.
- LS** Low noise.
- XL** Super low noise.

TECHNICAL DATA

Reversible heating/cooling version (RV)

SA/LS/RV - P4S	242	292	402	432	492	592	702	802	902	1002	1202	1402
Heating capacity (EN14511) ⁽¹⁾ kW	22,0	28,7	34,5	47,2	50,9	56,8	64,9	73,2	80,2	97,0	105,7	122,3
Total input power (EN14511) ⁽¹⁾ kW	5,8	7,3	9,1	12,2	12,6	14,4	16,0	17,9	20,8	24,3	27,3	30,7
COP (EN14511) ⁽¹⁾	W/W	3,83	3,93	3,80	3,86	4,04	3,94	4,06	4,10	3,86	4,00	3,87
Energy Class ⁽²⁾		A+	A+	A+	A+	A+	A+	A+	A+	A+	A+	A+
SCOP ⁽²⁾	kWh/kWh	3,27	3,58	3,41	3,34	3,48	3,54	3,43	3,47	3,42	3,50	3,39
$\eta_{s,h}$ ⁽²⁾	%	127,9	140,1	133,3	130,4	136,3	138,6	134,3	135,9	133,7	137,1	132,7
Cooling capacity (EN14511) ⁽³⁾ kW	17,8	24,1	28,4	38,8	42,7	48,2	55,2	60,2	69,7	83,3	91,6	102,6
Total input power (EN14511) ⁽³⁾ kW	7,1	9,8	11,7	15,0	16,4	19,8	21,9	24,5	29,3	32,7	37,7	42,6
EER (EN14511) ⁽³⁾	W/W	2,52	2,45	2,42	2,58	2,61	2,43	2,52	2,46	2,55	2,43	2,41
TER (EN14511) ⁽⁴⁾	W/W	8,76	9,43	9,02	8,58	9,28	9,55	9,58	9,29	9,13	9,34	9,14
Sound power ⁽⁵⁾	dB (A)	75	75	75	75	77	77	77	78	79	82	83
Sound pressure ⁽⁶⁾	dB (A)	43	43	43	43	45	45	45	46	47	50	51
SE/LS/RV - P4S	242	292	402	432	492	592	702	802	902	1002	1202	1402
Heating capacity (EN14511) ⁽¹⁾ kW	21,9	28,6	34,2	47,1	51,1	57,1	64,9	73,1	81,0	97,0	105,6	122,7
Total input power (EN14511) ⁽¹⁾ kW	5,6	7,2	8,8	11,9	12,4	14,4	15,8	17,6	20,9	24,0	27,3	30,5
COP (EN14511) ⁽¹⁾	W/W	3,92	3,95	3,87	3,95	4,13	3,97	4,10	4,15	3,88	4,04	3,87
Energy Class ⁽²⁾		A+	A+	A+	A+	A+	A+	A+	A+	A+	A+	A+
SCOP ⁽²⁾	kWh/kWh	3,40	3,66	3,53	3,46	3,59	3,62	3,68	3,71	3,63	3,71	3,64
$\eta_{s,h}$ ⁽²⁾	%	132,8	143,2	138,3	135,5	140,4	141,7	144,1	145,4	142,1	145,3	142,5
Cooling capacity (EN14511) ⁽³⁾ kW	17,7	24,1	28,2	39,0	43,5	48,9	55,6	61,3	70,3	84,3	92,0	103,5
Total input power (EN14511) ⁽³⁾ kW	7,0	9,8	11,8	14,9	16,0	19,5	21,8	24,0	28,9	32,3	37,4	42,2
EER (EN14511) ⁽³⁾	W/W	2,52	2,47	2,40	2,61	2,72	2,51	2,55	2,55	2,43	2,61	2,46
TER (EN14511) ⁽⁴⁾	W/W	8,76	9,43	9,02	8,58	9,28	9,55	9,58	9,29	9,13	9,34	9,14
Sound power ⁽⁵⁾	dB (A)	74	74	75	75	77	77	77	78	79	82	83
Sound pressure ⁽⁶⁾	dB (A)	42	42	43	43	45	45	45	46	47	50	51
Power supply	V/Ph/Hz	400/3+N/50	400/3+N/50	400/3+N/50	400/3+N/50	400/3/50	400/3/50	400/3/50	400/3/50	400/3/50	400/3/50	400/3/50
Compressors / Circuits	n° / n°	2 / 1	2 / 1	2 / 1	2 / 1	2 / 1	2 / 1	2 / 1	2 / 1	2 / 1	2 / 1	2 / 1
Fans	n°	1	1	2	2	2	2	2	2	3	3	3
Refrigerant		R410A	R410A	R410A	R410A	R410A	R410A	R410A	R410A	R410A	R410A	R410A
Refrigerant charge	kg	10,0	10,0	10,0	10,0	14,5	14,5	14,5	14,5	14,5	21,0	27,0
Global warming potential (GWP)		2088	2088	2088	2088	2088	2088	2088	2088	2088	2088	2088
Equivalent CO ₂ charge	t	20,88	20,88	20,88	20,88	30,27	30,27	30,27	30,27	30,27	43,84	56,37
Water tank volume	l	100	100	100	100	100	100	300	300	300	500	500

SA/LS/RV - P4S	1602	1802	2002	2302	2502	2504	3004	3204	3504	4004	4504	5004 *
Heating capacity (EN14511) ⁽¹⁾ kW	136,0	157,3	169,0	196,6	215,0	211,8	226,1	258,8	330,6	357,4	393,3	431,7
Total input power (EN14511) ⁽¹⁾ kW	34,6	40,3	43,4	51,5	60,4	58,2	64,8	71,9	85,2	93,8	103,0	116,4
COP (EN14511) ⁽¹⁾	W/W	3,93	3,90	3,89	3,82	3,56	3,64	3,49	3,60	3,88	3,81	3,71
Energy Class ⁽²⁾		A+	A+	A+	A+	A+	A+	A+	A+	A+	A+	A+
SCOP ⁽²⁾	kWh/kWh	3,50	3,48	3,46	3,45	3,24	3,25	3,23	3,26	3,25	3,27	3,24
$\eta_{s,h}$ ⁽²⁾	%	137,0	136,1	135,5	134,8	126,5	127,1	126,1	127,2	127,0	127,8	130,4
Cooling capacity (EN14511) ⁽³⁾ kW	115,6	131,9	143,0	173,0	197,2	192,3	210,8	231,8	286,3	312,9	349,4	401,8
Total input power (EN14511) ⁽³⁾ kW	47,2	53,8	63,6	68,9	76,7	76,0	87,5	97,8	106,0	121,8	138,1	153,4
EER (EN14511) ⁽³⁾	W/W	2,45	2,45	2,25	2,51	2,57	2,53	2,41	2,37	2,70	2,57	2,62
TER (EN14511) ⁽⁴⁾	W/W	9,25	9,33	9,39	9,34	9,40	9,06	8,97	8,94	9,42	9,50	9,24
Sound power ⁽⁵⁾	dB (A)	86	86	86	89	90	87	89	90	90	90	93
Sound pressure ⁽⁶⁾	dB (A)	54	54	54	57	58	55	57	58	58	58	61
SE/LS/RV - P4S	1602	1802	2002	2302	2502	2504	3004	3204	3504	4004	4504	5004 *
Heating capacity (EN14511) ⁽¹⁾ kW	137,0	157,8	170,2	197,7	217,6	213,2	227,7	261,7	330,6	357,5	396,6	435,4
Total input power (EN14511) ⁽¹⁾ kW	34,6	38,8	43,3	51,5	60,3	57,9	65,1	71,9	82,9	92,1	102,7	116,7
COP (EN14511) ⁽¹⁾	W/W	3,96	4,07	3,93	3,84	3,61	3,68	3,50	3,64	3,99	3,88	3,73
Energy Class ⁽²⁾		A+	A+	A+	A+	A+	A+	A+	A+	A+	A+	A+
SCOP ⁽²⁾	kWh/kWh	3,68	3,77	3,72	3,74	3,63	3,54	3,49	3,46	3,52	3,57	3,58
$\eta_{s,h}$ ⁽²⁾	%	144,0	147,8	145,8	146,4	142,1	138,6	136,5	135,2	137,9	139,6	142,3
Cooling capacity (EN14511) ⁽³⁾ kW	116,4	132,9	147,1	175,3	200,4	195,8	212,1	233,3	289,3	321,1	357,3	408,0
Total input power (EN14511) ⁽³⁾ kW	46,9	53,4	61,0	67,9	75,6	74,4	86,9	96,8	104,8	118,1	135,9	150,0
EER (EN14511) ⁽³⁾	W/W	2,48	2,49	2,41	2,58	2,65	2,63	2,44	2,41	2,76	2,72	2,72
TER (EN14511) ⁽⁴⁾	W/W	9,25	9,33	9,39	9,34	9,40	9,06	8,97	8,94	9,42	9,50	9,24
Sound power ⁽⁵⁾	dB (A)	86	86	86	89	90	87	89	90	90	90	93
Sound pressure ⁽⁶⁾	dB (A)	54	54	54	57	58	55	57	58	58	58	61
Power supply	V/Ph/Hz	400/3/50	400/3/50	400/3/50	400/3/50	400/3/50	400/3/50	400/3/50	400/3/50	400/3/50	400/3/50	400/3/50
Compressors / Circuits	n° / n°	2 / 1	2 / 1	2 / 1	2 / 1	2 / 1	4 / 2	4 / 2	4 / 2	4 / 2	4 / 2	4 / 2
Fans	n°	4	4	4	3	4	4	4	4	6	6	8
Refrigerant		R410A	R410A	R410A	R410A	R410A	R410A	R410A	R410A	R410A	R410A	R410A
Refrigerant charge	kg	27,0	36,0	36,0	45,0	45,0	45,0	54,0	54,0	72,0	80,0	100,0
Global warming potential (GWP)		2088	2088	2088	2088	2088	2088	2088	2088	2088	2088	2088
Equivalent CO ₂ charge	t	56,37	75,16	75,16	93,96	93,96	93,96	112,75	112,75	150,33	167,04	208,80
Water tank volume	l	500	500	500	500	500	500	500	1000	1000	1000	1000

* Units only available for the non-EU market

Performances are referred to the following conditions:

(1) Heating: Ambient temperature 7°C DB, 6°C WB, water temperature 30/35°C.

(2) Average conditions, low temperature, variable - Reg EU 811/2013

(3) Cooling: ambient air temperature 35°C, evaporator water temperature in/out 12/7 °C.

(4) TER: Total Energy Ratio - cold circuit 12/7°C, hot circuit 30/35°C.

(5) Sound power level in accordance with ISO 3744.

(6) Sound pressure level at 10 mt from the unit in free field conditions in accordance with ISO 3744.

Reversible heating/cooling version (RV)

SA/LS/RV - P4U	242	292	402	432	492	592	702	802	902	1002	1202	1402	
Heating capacity (EN14511) ⁽¹⁾ kW	22,0	28,7	34,5	47,2	50,9	56,8	67,0	75,4	82,6	101,0	107,9	125,9	
Total input power (EN14511) ⁽¹⁾ kW	5,8	7,3	9,1	12,2	12,6	14,4	16,1	18,0	21,0	24,5	27,5	31,0	
COP (EN14511) ⁽¹⁾	W/W	3,83	3,93	3,80	3,86	4,04	3,94	4,17	4,19	3,94	4,12	3,92	
Energy Class ⁽²⁾		A+	A+	A+	A+	A+	A+	A+	A+	A+	A+	A+	
SCOP ⁽²⁾	kWh/kWh	3,27	3,58	3,41	3,34	3,48	3,54	3,50	3,54	3,52	3,58	3,46	
η _{s,h} ⁽²⁾	%	127,9	140,1	133,3	130,4	136,3	138,6	137,1	138,5	137,9	140,0	135,4	
Cooling capacity (EN14511) ⁽³⁾ kW	17,8	24,1	28,4	38,8	42,7	48,2	55,2	60,2	69,7	83,3	91,6	102,6	
Total input power (EN14511) ⁽³⁾ kW	7,1	9,8	11,7	15,0	16,4	19,8	21,9	24,5	29,3	32,7	37,7	42,6	
EER (EN14511) ⁽³⁾	W/W	2,52	2,45	2,42	2,58	2,61	2,43	2,52	2,46	2,38	2,55	2,43	
TER (EN14511) ⁽⁴⁾	W/W	8,76	9,43	9,02	8,58	9,28	9,55	9,58	9,29	9,13	9,34	9,14	
Sound power ⁽⁵⁾	dB (A)	75	75	75	75	77	77	77	78	79	82	83	
Sound pressure ⁽⁶⁾	dB (A)	43	43	43	43	45	45	45	46	47	50	51	
Power supply	V/Ph/Hz	400/3+N/50400/3+N/50400/3+N/50400/3/50 400/3/50 400/3/50 400/3/50 400/3/50 400/3/50 400/3/50 400/3/50 400/3/50 400/3/50 400/3/50 400/3/50 400/3/50											
Compressors / Circuits	n° / n°	2 / 1	2 / 1	2 / 1	2 / 1	2 / 1	2 / 1	2 / 1	2 / 1	2 / 1	2 / 1	2 / 1	
Fans	n°	1	1	2	2	2	2	2	2	2	3	3	
Refrigerant		R410A	R410A	R410A	R410A	R410A	R410A	R410A	R410A	R410A	R410A	R410A	
Refrigerant charge	kg	10,0	10,0	10,0	10,0	14,5	14,5	14,5	14,5	14,5	21,0	27,0	
Global warming potential (GWP)		2088	2088	2088	2088	2088	2088	2088	2088	2088	2088	2088	
Equivalent CO ₂ charge	t	20,88	20,88	20,88	20,88	30,27	30,27	30,27	30,27	30,27	43,84	56,37	
Water tank volume	l	100	100	100	100	100	100	300	300	300	500	500	

SA/LS/RV - P4U	1602	1802	2002	2302	2502	2504	3004	3204	3504	4004	4504	5004 *	
Heating capacity (EN14511) ⁽¹⁾ kW	140,0	161,8	173,5	202,7	222,9	218,3	234,8	268,5	341,0	369,9	393,3	444,9	
Total input power (EN14511) ⁽¹⁾ kW	35,0	39,4	43,6	51,9	59,1	59,5	66,2	73,6	85,4	93,8	103,0	118,7	
COP (EN14511) ⁽¹⁾	W/W	4,00	4,11	3,98	3,90	3,77	3,67	3,55	3,65	3,99	3,94	3,82	
Energy Class ⁽²⁾		A+	A+	A+	A+	A+	A+	A+	A+	A+	A+	A+	
SCOP ⁽²⁾	kWh/kWh	3,57	3,54	3,54	3,51	3,39	3,30	3,27	3,28	3,33	3,34	3,28	
η _{s,h} ⁽²⁾	%	139,6	138,4	138,4	137,4	132,5	128,8	127,7	128,3	130,2	130,6	128,0	
Cooling capacity (EN14511) ⁽³⁾ kW	115,6	131,9	143,0	173,0	197,2	192,3	210,8	231,8	286,3	312,9	349,4	401,8	
Total input power (EN14511) ⁽³⁾ kW	47,2	53,8	63,6	68,9	76,7	76,0	87,5	97,8	106,0	121,8	138,1	153,4	
EER (EN14511) ⁽³⁾	W/W	2,45	2,45	2,25	2,51	2,57	2,53	2,41	2,37	2,70	2,57	2,62	
TER (EN14511) ⁽⁴⁾	W/W	9,25	9,33	9,39	9,34	9,40	9,06	8,97	8,94	9,42	9,50	9,24	
Sound power ⁽⁵⁾	dB (A)	86	86	86	89	90	87	89	90	90	90	92	
Sound pressure ⁽⁶⁾	dB (A)	54	54	54	57	58	55	57	58	58	58	60	
Power supply	V/Ph/Hz	400/3/50 400/3/50 400/3/50 400/3/50 400/3/50 400/3/50 400/3/50 400/3/50 400/3/50 400/3/50 400/3/50 400/3/50 400/3/50											
Compressors / Circuits	n° / n°	2 / 1	2 / 1	2 / 1	2 / 1	2 / 1	4 / 2	4 / 2	4 / 2	4 / 2	4 / 2	4 / 2	
Fans	n°	4	4	4	3	4	4	4	4	6	6	8	
Refrigerant		R410A	R410A	R410A	R410A	R410A	R410A	R410A	R410A	R410A	R410A	R410A	
Refrigerant charge	kg	27,0	36,0	36,0	45,0	45,0	45,0	54,0	54,0	72,0	80,0	100,0	
Global warming potential (GWP)		2088	2088	2088	2088	2088	2088	2088	2088	2088	2088	2088	
Equivalent CO ₂ charge	t	56,37	75,16	75,16	93,96	93,96	93,96	112,75	112,75	150,33	167,04	208,80	
Water tank volume	l	500	500	500	500	500	500	500	500	1000	1000	1000	

* Units only available for the non-EU market

Performances are referred to the following conditions:

- (1) Heating: Ambient temperature 7°C DB, 6°C WB, water temperature 30/35°C.
- (2) Average conditions, low temperature, variable - Reg EU 811/2013
- (3) Cooling: ambient air temperature 35°C, evaporator water temperature in/out 12/7 °C.

(4) TER: Total Energy Ratio - cold circuit 12/7°C, hot circuit 30/35°C.

(5) Sound power level in accordance with ISO 3744.

(6) Sound pressure level at 10 mt from the unit in free field conditions in accordance with ISO 3744.

Reversible heating/cooling version (RV)

HA/LS/RV - P4S	242	292	412	432	492	602	702	802	902	1002	1202	1402
Heating capacity (EN14511) ⁽¹⁾ kW	22,2	29,6	37,3	46,9	50,7	61,2	67,3	72,6	93,1	104,7	114,4	137,2
Total input power (EN14511) ⁽¹⁾ kW	5,4	7,2	9,0	11,4	12,0	13,6	15,4	17,0	22,1	25,3	28,4	32,4
COP (EN14511) ⁽¹⁾	W/W 4,11	4,12	4,13	4,11	4,22	4,49	4,38	4,27	4,21	4,14	4,03	4,24
Energy Class ⁽²⁾	A+	A+	A+	A+	A+	A++	A++	A++	A+	A+	A+	A+
SCOP ⁽²⁾	kWh/kWh 3,40	3,69	3,53	3,57	3,67	3,97	3,91	3,87	3,70	3,67	3,69	3,70
η _{s,h} ⁽²⁾	% 132,9	144,7	138,0	139,6	143,8	155,7	153,4	151,6	145,1	143,7	144,4	144,8
Cooling capacity (EN14511) ⁽³⁾ kW	18,1	24,5	30,8	39,9	44,2	52,3	57,4	62,6	79,8	89,6	97,8	117,0
Total input power (EN14511) ⁽³⁾ kW	7,0	9,6	10,9	15,0	16,3	18,4	21,5	24,5	27,2	31,7	36,5	43,8
EER (EN14511) ⁽³⁾	W/W 2,57	2,56	2,84	2,65	2,72	2,84	2,67	2,55	2,93	2,83	2,68	2,67
TER (EN14511) ⁽⁴⁾	W/W 9,05	9,43	9,56	9,54	10,41	10,48	10,42	10,43	9,84	9,63	9,46	9,91
Sound power ⁽⁵⁾	dB (A) 75	75	75	75	76	76	77	78	82	83	85	86
Sound pressure ⁽⁶⁾	dB (A) 43	43	43	43	44	44	45	46	50	51	53	54
HE/LS/RV - P4S	242	292	412	432	492	602	702	802	902	1002	1202	1402
Heating capacity (EN14511) ⁽¹⁾ kW	22,2	29,6	37,3	47,1	50,8	61,2	67,3	74,9	93,2	104,9	114,9	137,1
Total input power (EN14511) ⁽¹⁾ kW	5,3	7,1	8,8	11,5	11,8	13,3	15,1	17,2	21,2	24,5	27,8	30,9
COP (EN14511) ⁽¹⁾	W/W 4,11	4,16	4,23	4,11	4,32	4,61	4,46	4,36	4,40	4,29	4,13	4,44
Energy Class ⁽²⁾	A++	A++	A++	A++	A++	A++	A++	A++	A++	A++	A++	A++
SCOP ⁽²⁾	kWh/kWh 3,83	3,86	3,85	3,85	3,92	4,13	4,04	3,97	3,87	3,85	3,83	3,85
η _{s,h} ⁽²⁾	% 150,1	151,4	150,9	151,1	153,6	162,0	158,4	155,8	151,7	150,8	150,2	151,0
Cooling capacity (EN14511) ⁽³⁾ kW	18,1	25,4	30,5	40,6	44,2	52,4	57,5	65,4	80,5	90,2	100,5	117,4
Total input power (EN14511) ⁽³⁾ kW	6,9	8,4	11,0	14,5	16,1	18,3	21,3	22,8	26,6	31,2	35,1	38,6
EER (EN14511) ⁽³⁾	W/W 2,62	3,02	2,78	2,81	2,74	2,87	2,70	2,87	3,03	2,89	2,86	3,04
TER (EN14511) ⁽⁴⁾	W/W 9,05	9,63	9,56	9,54	10,41	10,48	10,42	10,5	9,84	9,63	9,46	9,91
Sound power ⁽⁵⁾	dB (A) 73	74	74	75	76	76	77	78	82	83	85	86
Sound pressure ⁽⁶⁾	dB (A) 41	42	42	43	44	44	45	46	50	51	53	54
Power supply	V/Ph/Hz	400/3+N/50	400/3+N/50	400/3/50	400/3/50	400/3/50	400/3/50	400/3/50	400/3/50	400/3/50	400/3/50	400/3/50
Compressors / Circuits	n° / n°	2 / 1	2 / 1	2 / 1	2 / 1	2 / 1	2 / 1	2 / 1	2 / 1	2 / 1	2 / 1	2 / 1
Fans	n°	1	1	2	2	2	2	2	2	2	2	3
Refrigerant		R410A	R410A	R410A	R410A	R410A	R410A	R410A	R410A	R410A	R410A	R410A
Refrigerant charge	kg	10,0	10,0	10,0	10,0	14,5	19,0	19,0	27,0	27,0	27,0	36,0
Global warming potential (GWP)		2088	2088	2088	2088	2088	2088	2088	2088	2088	2088	2088
Equivalent CO ₂ charge	t	20,88	20,88	20,88	20,88	30,28	39,67	39,67	56,38	56,38	56,38	75,17
Water tank volume	l	100	100	100	100	100	300	300	300	300	300	500

HA/LS/RV - P4S	1602	1802	2002	2302	2502	2504	3004	3204	3504	4004	4504	5004 *
Heating capacity (EN14511) ⁽¹⁾ kW	150,8	167,2	182,0	209,7	239,2	228,6	270,2	295,6	335,0	363,1	398,6	458,7
Total input power (EN14511) ⁽¹⁾ kW	35,8	41,3	45,4	50,3	55,8	56,7	67,0	74,1	83,5	90,3	103,5	116,4
COP (EN14511) ⁽¹⁾	W/W 4,21	4,05	4,01	4,17	4,29	4,03	4,03	3,99	4,01	4,02	3,85	3,94
Energy Class ⁽²⁾	A+	A+	A+	A+	A++	A+	A+	A+	A+	A+	A+	A+
SCOP ⁽²⁾	kWh/kWh 3,74	3,69	3,62	3,76	3,83	3,65	3,63	3,65	3,66	3,73	3,61	3,63
η _{s,h} ⁽²⁾	% 146,4	144,7	141,9	147,3	150,3	143,1	142,0	142,9	143,3	146,1	141,4	142,0
Cooling capacity (EN14511) ⁽³⁾ kW	129,5	144,5	159,3	180,2	199,7	197,4	230,1	257,2	288,2	325,6	366,0	405,0
Total input power (EN14511) ⁽³⁾ kW	44,3	51,8	58,8	66,3	74,5	73,1	81,9	91,5	105,6	116,7	136,1	155,2
EER (EN14511) ⁽³⁾	W/W 2,92	2,79	2,71	2,72	2,68	2,70	2,81	2,81	2,73	2,79	2,69	2,61
TER (EN14511) ⁽⁴⁾	W/W 9,87	9,99	9,90	9,79	9,74	9,27	9,18	9,60	9,68	9,71	9,62	9,50
Sound power ⁽⁵⁾	dB (A) 87	87	87	89	91	88	89	90	90	90	92	92
Sound pressure ⁽⁶⁾	dB (A) 55	55	55	57	59	56	57	58	58	58	60	60
HE/LS/RV - P4S	1602	1802	2002	2302	2502	2504	3004	3204	3504	4004	4504	5004 *
Heating capacity (EN14511) ⁽¹⁾ kW	151,0	167,9	182,8	210,6	241,3	229,4	271,4	296,7	339,0	364,9	399,1	463,7
Total input power (EN14511) ⁽¹⁾ kW	34,4	40,2	45,5	49,4	54,8	55,8	63,9	71,5	83,7	88,8	102,1	115,1
COP (EN14511) ⁽¹⁾	W/W 4,39	4,18	4,02	4,26	4,40	4,11	4,25	4,15	4,05	4,11	3,91	4,03
Energy Class ⁽²⁾	A++	A++	A++	A++	A++	A++	A++	A++	A++	A++	A++	A++
SCOP ⁽²⁾	kWh/kWh 3,86	3,85	3,84	3,92	3,97	3,83	3,85	3,83	3,91	3,89	3,87	3,86
η _{s,h} ⁽²⁾	% 151,3	150,9	150,4	153,6	155,6	150,2	151,1	150,3	153,5	152,4	151,9	151,5
Cooling capacity (EN14511) ⁽³⁾ kW	129,5	146,8	159,2	180,4	202,1	198,5	231,0	259,7	289,4	322,6	368,5	416,0
Total input power (EN14511) ⁽³⁾ kW	44,0	50,8	58,7	66,1	73,2	72,7	80,5	89,2	105,2	118,2	135,0	154,6
EER (EN14511) ⁽³⁾	W/W 2,94	2,89	2,71	2,73	2,76	2,73	2,87	2,91	2,75	2,73	2,73	2,69
TER (EN14511) ⁽⁴⁾	W/W 9,87	9,99	9,90	9,79	9,74	9,27	9,18	9,60	9,68	9,71	9,62	9,50
Sound power ⁽⁵⁾	dB (A) 87	87	87	89	91	88	89	90	90	90	92	92
Sound pressure ⁽⁶⁾	dB (A) 55	55	55	57	59	56	57	58	58	58	60	60
Power supply	V/Ph/Hz	400/3/50	400/3/50	400/3/50	400/3/50	400/3/50	400/3/50	400/3/50	400/3/50	400/3/50	400/3/50	400/3/50
Compressors / Circuits	n° / n°	2 / 1	2 / 1	2 / 1	2 / 1	2 / 1	4 / 2	4 / 2	4 / 2	4 / 2	4 / 2	4 / 2
Fans	n°	3	3	3	3	3	4	6	6	6	8	8
Refrigerant		R410A	R410A	R410A	R410A	R410A	R410A	R410A	R410A	R410A	R410A	R410A
Refrigerant charge	kg	36,0	36,0	45,0	45,0	60,0	60,0	72,0	72,0	90,0	90,0	100,0
Global warming potential (GWP)		2088	2088	2088	2088	2088	2088	2088	2088	2088	2088	2088
Equivalent CO ₂ charge	t	75,17	75,17	93,96	93,96	125,28	125,28	150,34	150,34	187,92	187,92	208,80
Water tank volume	l	500	500	500	500	500	1000	1000	1000	1000	1000	1000

* Units only available for the non-EU market

Performances are referred to the following conditions:

- (1) Heating: Ambient temperature 7°C DB, 6°C WB, water temperature 30/35°C.
- (2) Average conditions, low temperature, variable - Reg EU 811/2013
- (3) Cooling: ambient air temperature 35°C, evaporator water temperature in/out 12/7 °C.

(4) TER: Total Energy Ratio - cold circuit 12/7°C, hot circuit 30/35°C.

(5) Sound power level in accordance with ISO 3744.

(6) Sound pressure level at 10 mt from the unit in free field conditions in accordance with ISO 3744.

Reversible heating/cooling version (RV)

HA/LS/RV - P4U	242	292	412	432	492	602	702	802	902	1002	1202	1402
Heating capacity (EN14511) ⁽¹⁾ kW	22,9	30,5	37,3	46,9	50,7	63,6	69,6	75,0	96,6	108,3	118,1	142,2
Total input power (EN14511) ⁽¹⁾ kW	5,6	7,3	9,0	11,4	12,0	13,7	15,5	17,1	22,3	25,5	28,7	32,6
COP (EN14511) ⁽¹⁾	W/W	4,11	4,20	4,13	4,11	4,22	4,64	4,50	4,33	4,24	4,11	4,36
Energy Class ⁽²⁾		A+	A+	A+	A+	A+	A++	A++	A++	A+	A+	A+
SCOP ⁽²⁾	kWh/kWh	3,47	3,76	3,53	3,57	3,67	4,04	4,00	3,95	3,76	3,73	3,76
$\eta_{s,h}$ ⁽²⁾	%	135,7	147,4	138,0	139,6	143,8	158,5	156,8	155,0	147,4	146,1	148,3
Cooling capacity (EN14511) ⁽³⁾ kW	18,1	24,5	30,8	39,9	44,2	52,3	57,4	62,6	79,8	89,6	97,8	117,0
Total input power (EN14511) ⁽³⁾ kW	7,0	9,6	10,9	15,0	16,3	18,4	21,5	24,5	27,2	31,7	36,5	43,8
EER (EN14511) ⁽³⁾	W/W	2,57	2,56	2,84	2,65	2,72	2,84	2,67	2,55	2,93	2,83	2,68
TER (EN14511) ⁽⁴⁾	W/W	9,05	9,43	9,56	9,54	10,41	10,48	10,42	10,43	9,84	9,63	9,46
Sound power ⁽⁵⁾	dB (A)	75	75	75	75	76	76	77	78	82	83	85
Sound pressure ⁽⁶⁾	dB (A)	43	43	43	43	44	44	45	46	50	51	53
Power supply	V/Ph/Hz	400/3+N/50	400/3+N/50	400/3/50	400/3/50	400/3/50	400/3/50	400/3/50	400/3/50	400/3/50	400/3/50	400/3/50
Compressors / Circuits	n° / n°	2 / 1	2 / 1	2 / 1	2 / 1	2 / 1	2 / 1	2 / 1	2 / 1	2 / 1	2 / 1	2 / 1
Fans	n°	2	2	2	2	2	2	2	2	2	2	3
Refrigerant		R410A	R410A	R410A	R410A	R410A	R410A	R410A	R410A	R410A	R410A	R410A
Refrigerant charge	kg	10,0	10,0	10,0	10,0	14,5	19,0	19,0	19,0	27,0	27,0	36,0
Global warming potential (GWP)		2088	2088	2088	2088	2088	2088	2088	2088	2088	2088	2088
Equivalent CO ₂ charge	t	20,88	20,88	20,88	20,88	30,28	39,67	39,67	39,67	56,38	56,38	75,17
Water tank volume	l	100	100	100	100	100	300	300	300	300	300	500

HA/LS/RV - P4U	1602	1802	2002	2302	2502	2504	3004	3204	3504	4004	4504	5004 *
Heating capacity (EN14511) ⁽¹⁾ kW	156,2	173,5	188,7	216,2	247,7	235,9	279,5	306,4	337,5	372,8	398,6	474,8
Total input power (EN14511) ⁽¹⁾ kW	36,0	40,5	45,3	50,6	56,1	58,1	68,5	74,6	83,5	92,1	103,5	118,9
COP (EN14511) ⁽¹⁾	W/W	4,34	4,28	4,17	4,27	4,41	4,06	4,08	4,11	4,04	4,05	3,99
Energy Class ⁽²⁾		A+	A++	A+	A++	A++	A+	A+	A+	A+	A+	A+
SCOP ⁽²⁾	kWh/kWh	3,81	3,83	3,77	3,85	3,96	3,68	3,63	3,74	3,74	3,75	3,66
$\eta_{s,h}$ ⁽²⁾	%	149,2	150,0	147,8	151,0	155,5	144,2	142,2	146,5	146,8	146,8	143,5
Cooling capacity (EN14511) ⁽³⁾ kW	129,5	144,5	159,3	180,2	199,7	197,4	230,1	257,2	288,2	325,6	366,0	405,0
Total input power (EN14511) ⁽³⁾ kW	44,3	51,8	58,8	66,3	74,5	73,1	81,9	91,5	105,6	116,7	136,1	155,2
EER (EN14511) ⁽³⁾	W/W	2,92	2,79	2,71	2,72	2,68	2,70	2,81	2,81	2,73	2,79	2,61
TER (EN14511) ⁽⁴⁾	W/W	9,87	9,99	9,90	9,79	9,74	9,27	9,18	9,60	9,68	9,71	9,62
Sound power ⁽⁵⁾	dB (A)	87	87	87	89	91	88	89	90	90	90	92
Sound pressure ⁽⁶⁾	dB (A)	55	55	55	57	59	56	57	58	58	58	60
Power supply	V/Ph/Hz	400/3/50	400/3/50	400/3/50	400/3/50	400/3/50	400/3/50	400/3/50	400/3/50	400/3/50	400/3/50	400/3/50
Compressors / Circuits	n° / n°	2 / 1	2 / 1	2 / 1	2 / 1	2 / 1	4 / 2	4 / 2	4 / 2	4 / 2	4 / 2	4 / 2
Fans	n°	3	3	3	3	3	4	6	6	6	8	8
Refrigerant		R410A	R410A	R410A	R410A	R410A	R410A	R410A	R410A	R410A	R410A	R410A
Refrigerant charge	kg	36,0	36,0	45,0	45,0	60,0	60,0	72,0	72,0	90,0	90,0	100,0
Global warming potential (GWP)		2088	2088	2088	2088	2088	2088	2088	2088	2088	2088	2088
Equivalent CO ₂ charge	t	75,16	75,16	93,96	93,96	125,28	125,28	150,33	150,33	150,33	187,92	208,80
Water tank volume	l	500	500	500	500	500	1000	1000	1000	1000	1000	1000

* Units only available for the non-EU market

Performances are referred to the following conditions:

- (1) Heating: Ambient temperature 7°C DB, 6°C WB, water temperature 30/35°C.
- (2) Average conditions, low temperature, variable - Reg EU 811/2013
- (3) Cooling: ambient air temperature 35°C, evaporator water temperature in/out 12/7 °C.

(4) TER: Total Energy Ratio - cold circuit 12/7°C, hot circuit 30/35°C.

(5) Sound power level in accordance with ISO 3744.

(6) Sound pressure level at 10 mt from the unit in free field conditions in accordance with ISO 3744.

Reversible heating/cooling version (RV)

HA/XL/RV - P4S	252	302	412	432	492	602	702	802	902	1002	1202	1402
Heating capacity (EN14511) ⁽¹⁾ kW	23,1	29,8	36,8	46,2	49,4	60,1	65,9	71,0	91,6	101,7	111,1	134,8
Total input power (EN14511) ⁽¹⁾ kW	5,6	7,2	8,8	11,2	11,7	13,4	15,1	16,7	20,9	23,9	27,0	30,5
COP (EN14511) ⁽¹⁾	W/W	4,12	4,13	4,20	4,12	4,21	4,50	4,35	4,25	4,39	4,26	4,41
Energy Class ⁽²⁾		A+	A+	A+	A+	A+	A++	A++	A++	A++	A++	A++
SCOP ⁽²⁾	kWh/kWh	3,36	3,58	3,68	3,65	3,77	4,04	3,96	3,89	3,88	3,87	3,72
η _{s,h} ⁽²⁾	%	131,2	140,2	144,0	143,0	147,9	158,6	155,4	152,7	152,2	151,6	145,7
Cooling capacity (EN14511) ⁽³⁾ kW	19,5	24,7	29,7	38,9	42,8	50,4	55,7	60,3	78,1	86,4	94,1	114,3
Total input power (EN14511) ⁽³⁾ kW	7,2	9,7	11,2	15,4	16,7	19,1	22,0	25,1	26,7	31,5	36,8	39,0
EER (EN14511) ⁽³⁾	W/W	2,72	2,55	2,65	2,54	2,57	2,64	2,53	2,40	2,93	2,74	2,93
TER (EN14511) ⁽⁴⁾	W/W	9,44	9,43	9,56	9,54	10,41	10,48	10,42	10,43	9,84	9,63	9,46
Sound power ⁽⁵⁾	dB (A)	70	70	70	70	72	72	72	73	75	76	78
Sound pressure ⁽⁶⁾	dB (A)	38	38	38	38	40	40	40	41	43	44	46
HE/XL/RV - P4S	252	302	412	432	492	602	702	802	902	1002	1202	1402
Heating capacity (EN14511) ⁽¹⁾ kW	23,1	29,8	36,9	46,3	49,7	60,0	65,9	71,0	91,4	101,4	111,0	134,5
Total input power (EN14511) ⁽¹⁾ kW	5,5	7,1	8,5	11,1	11,4	13,1	14,9	16,6	20,3	23,4	26,4	29,6
COP (EN14511) ⁽¹⁾	W/W	4,23	4,18	4,34	4,16	4,35	4,42	4,29	4,51	4,34	4,21	4,55
Energy Class ⁽²⁾		A++	A++	A++	A++	A++	A++	A++	A++	A++	A++	A++
SCOP ⁽²⁾	kWh/kWh	3,83	3,86	3,92	3,91	3,98	4,19	4,09	4,00	4,05	4,01	3,86
η _{s,h} ⁽²⁾	%	150,2	151,3	153,8	153,2	156,2	164,5	160,6	156,9	158,8	157,4	151,5
Cooling capacity (EN14511) ⁽³⁾ kW	19,7	25,4	30,4	39,9	44,1	52,4	57,5	63,4	80,5	90,2	100,5	117,4
Total input power (EN14511) ⁽³⁾ kW	7,0	9,3	10,9	14,9	16,2	18,3	21,3	24,0	26,6	31,2	35,2	38,6
EER (EN14511) ⁽³⁾	W/W	2,83	2,73	2,78	2,67	2,72	2,87	2,70	2,65	3,03	2,89	2,86
TER (EN14511) ⁽⁴⁾	W/W	9,44	9,43	9,56	9,54	10,41	10,48	10,42	10,43	9,84	9,63	9,46
Sound power ⁽⁵⁾	dB (A)	68	68	68	69	72	72	73	74	76	78	79
Sound pressure ⁽⁶⁾	dB (A)	36	36	36	37	40	40	40	41	42	44	46
Power supply	V/Ph/Hz	400/3+N/50	400/3+N/50	400/3/50	400/3/50	400/3/50	400/3/50	400/3/50	400/3/50	400/3/50	400/3/50	400/3/50
Compressors / Circuits	n° / n°	2 / 1	2 / 1	2 / 1	2 / 1	2 / 1	2 / 1	2 / 1	2 / 1	2 / 1	2 / 1	2 / 1
Fans	n°	2	2	2	2	2	2	2	2	2	2	3
Refrigerant		R410A	R410A	R410A	R410A	R410A	R410A	R410A	R410A	R410A	R410A	R410A
Refrigerant charge	kg	10,0	10,0	10,0	10,0	14,5	19,0	19,0	19,0	27,0	27,0	36,0
Global warming potential (GWP)		2088	2088	2088	2088	2088	2088	2088	2088	2088	2088	2088
Equivalent CO ₂ charge	t	20,88	20,88	20,88	20,88	30,27	39,67	39,67	39,67	56,37	56,37	75,16
Water tank volume	l	100	100	100	100	100	300	300	300	300	300	500

HA/XL/RV - P4S	1602	1802	2002	2302	2502	2504	3004	3204	3504	4004	4504	5004 *
Heating capacity (EN14511) ⁽¹⁾ kW	148,2	162,5	176,9	204,1	232,2	221,2	265,0	287,3	317,0	349,0	389,3	439,8
Total input power (EN14511) ⁽¹⁾ kW	33,8	39,3	43,9	48,1	53,8	54,0	62,6	69,7	78,3	85,5	97,8	109,1
COP (EN14511) ⁽¹⁾	W/W	4,39	4,13	4,03	4,24	4,32	4,10	4,23	4,12	4,05	3,98	4,03
Energy Class ⁽²⁾		A++	A++	A+	A++	A++	A+	A+	A+	A+	A++	A+
SCOP ⁽²⁾	kWh/kWh	3,92	3,86	3,76	4,00	3,98	3,74	3,79	3,78	3,82	3,88	3,81
η _{s,h} ⁽²⁾	%	153,7	151,3	147,3	156,8	156,3	146,5	148,6	148,2	149,8	152,0	150,3
Cooling capacity (EN14511) ⁽³⁾ kW	124,4	139,3	152,2	174,1	187,4	190,3	223,6	245,3	275,7	306,0	353,1	381,9
Total input power (EN14511) ⁽³⁾ kW	44,4	52,0	59,7	67,0	78,1	73,8	80,1	91,5	106,4	120,5	135,8	155,9
EER (EN14511) ⁽³⁾	W/W	2,80	2,68	2,55	2,60	2,40	2,58	2,79	2,68	2,59	2,54	2,45
TER (EN14511) ⁽⁴⁾	W/W	9,87	9,99	9,90	9,79	9,74	9,27	9,18	9,60	9,68	9,71	9,62
Sound power ⁽⁵⁾	dB (A)	81	81	81	83	84	81	83	84	84	84	86
Sound pressure ⁽⁶⁾	dB (A)	49	49	49	51	52	49	51	52	52	52	55
HE/XL/RV - P4S	1602	1802	2002	2302	2502	2504	3004	3204	3504	4004	4504	5004 *
Heating capacity (EN14511) ⁽¹⁾ kW	147,7	162,2	175,5	202,8	230,8	220,5	264,9	287,2	317,0	348,5	396,4	441,7
Total input power (EN14511) ⁽¹⁾ kW	33,0	38,6	43,4	47,6	52,9	53,0	60,9	68,2	77,1	84,6	97,5	108,0
COP (EN14511) ⁽¹⁾	W/W	4,48	4,20	4,04	4,26	4,36	4,16	4,35	4,21	4,11	4,12	4,14
Energy Class ⁽²⁾		A++	A++	A++	A++	A++	A++	A++	A++	A++	A++	A++
SCOP ⁽²⁾	kWh/kWh	4,06	4,01	3,85	4,10	4,06	3,84	3,97	3,92	3,96	3,97	3,91
η _{s,h} ⁽²⁾	%	159,5	157,4	151,1	161,0	159,3	150,4	155,9	153,8	155,5	155,9	153,5
Cooling capacity (EN14511) ⁽³⁾ kW	129,5	146,8	159,2	180,4	202,1	198,5	231,0	259,7	289,4	322,6	368,5	406,9
Total input power (EN14511) ⁽³⁾ kW	44,1	50,8	58,8	66,2	73,3	72,7	80,5	89,2	105,2	118,2	135,0	151,3
EER (EN14511) ⁽³⁾	W/W	2,94	2,89	2,71	2,73	2,76	2,73	2,87	2,91	2,75	2,73	2,69
TER (EN14511) ⁽⁴⁾	W/W	9,87	9,99	9,90	9,79	9,74	9,27	9,18	9,60	9,68	9,71	9,62
Sound power ⁽⁵⁾	dB (A)	80	81	81	83	84	81	82	83	84	84	86
Sound pressure ⁽⁶⁾	dB (A)	48	49	49	51	52	49	50	51	52	52	55
Power supply	V/Ph/Hz	400/3/50	400/3/50	400/3/50	400/3/50	400/3/50	400/3/50	400/3/50	400/3/50	400/3/50	400/3/50	400/3/50
Compressors / Circuits	n° / n°	2 / 1	2 / 1	2 / 1	2 / 1	2 / 1	4 / 2	4 / 2	4 / 2	4 / 2	4 / 2	4 / 2
Fans	n°	3	3	3	3	3	4	6	6	6	8	8
Refrigerant		R410A	R410A	R410A	R410A	R410A	R410A	R410A	R410A	R410A	R410A	R410A
Refrigerant charge	kg	36,0	36,0	45,0	45,0	60,0	60,0	72,0	72,0	90,0	90,0	100,0
Global warming potential (GWP)		2088	2088	2088	2088	2088	2088	2088	2088	2088	2088	2088
Equivalent CO ₂ charge	t	75,16	75,16	93,96	93,96	125,28	125,28	150,33	150,33	187,92	187,92	208,80
Water tank volume	l	500	500	500	500	500	1000	1000	1000	1000	1000	1000

* Units only available for the non-EU market

Performances are referred to the following conditions:

- (1) Heating: Ambient temperature 7°C DB, 6°C WB, water temperature 30/35°C.
- (2) Average conditions, low temperature, variable - Reg EU 811/2013
- (3) Cooling: ambient air temperature 35°C, evaporator water temperature in/out 12/7 °C.

(4) TER: Total Energy Ratio - cold circuit 12/7°C, hot circuit 30/35°C.

(5) Sound power level in accordance with ISO 3744.

(6) Sound pressure level at 10 mt from the unit in free field conditions in accordance with ISO 3744.

Reversible heating/cooling version (RV)

HA/XL/RV - P4U	252	302	412	432	492	602	702	802	902	1002	1202	1402	
Heating capacity (EN14511) ⁽¹⁾ kW	23,9	30,7	36,8	46,2	49,4	62,2	67,9	72,8	94,9	104,9	114,8	139,7	
Total input power (EN14511) ⁽¹⁾ kW	5,8	7,4	8,8	11,2	11,7	13,5	15,2	16,8	21,0	24,1	27,2	30,7	
COP (EN14511) ⁽¹⁾	W/W	4,15	4,14	4,20	4,12	4,21	4,62	4,47	4,35	4,52	4,36	4,22	
Energy Class ⁽²⁾		A+	A+	A+	A+	A+	A++	A++	A++	A++	A++	A++	
SCOP ⁽²⁾	kWh/kWh	3,45	3,65	3,68	3,65	3,77	4,11	4,06	3,99	3,96	3,94	3,80	
η _{s,h} ⁽²⁾	%	134,9	142,8	144,0	143,0	147,9	161,5	159,4	156,7	155,2	154,7	148,8	
Cooling capacity (EN14511) ⁽³⁾ kW	19,5	24,7	29,7	38,9	42,8	50,4	55,7	60,3	78,1	86,4	94,1	114,3	
Total input power (EN14511) ⁽³⁾ kW	7,2	9,7	11,2	15,4	16,7	19,1	22,0	25,1	26,7	31,5	36,8	39,0	
EER (EN14511) ⁽³⁾	W/W	2,72	2,55	2,65	2,54	2,57	2,64	2,53	2,93	2,74	2,56	2,93	
TER (EN14511) ⁽⁴⁾	W/W	9,44	9,43	9,56	9,54	10,41	10,48	10,42	10,43	9,84	9,63	9,46	
Sound power ⁽⁵⁾	dB (A)	70	70	70	70	72	72	72	73	75	76	78	
Sound pressure ⁽⁶⁾	dB (A)	38	38	38	38	40	40	40	41	43	44	46	
HE/XL/RV - P4U	252	302	412	432	492	602	702	802	902	1002	1202	1402	
Heating capacity (EN14511) ⁽¹⁾ kW	23,9	30,7	36,9	46,3	49,7	62,0	67,9	72,8	94,7	104,6	113,8	139,4	
Total input power (EN14511) ⁽¹⁾ kW	5,5	7,1	8,5	11,1	11,4	13,2	14,9	16,5	20,4	23,6	26,8	29,8	
COP (EN14511) ⁽¹⁾	W/W	4,39	4,29	4,34	4,16	4,35	4,71	4,55	4,40	4,64	4,44	4,25	
Energy Class ⁽²⁾		A+	A++	A++	A++	A++	A++	A++	A++	A++	A++	A++	
SCOP ⁽²⁾	kWh/kWh	3,96	3,93	3,92	3,91	3,98	4,26	4,19	4,10	4,08	4,10	3,92	
η _{s,h} ⁽²⁾	%	155,2	154,3	153,8	153,2	156,2	167,5	164,4	161,1	160,1	160,9	153,7	
Cooling capacity (EN14511) ⁽³⁾ kW	19,7	25,4	30,4	39,9	44,1	52,4	57,5	63,4	80,5	90,2	100,5	117,4	
Total input power (EN14511) ⁽³⁾ kW	7,0	9,3	10,9	14,9	16,2	18,3	21,3	24,0	26,6	31,2	35,2	38,6	
EER (EN14511) ⁽³⁾	W/W	2,83	2,73	2,78	2,67	2,72	2,87	2,70	2,65	3,03	2,89	2,86	
TER (EN14511) ⁽⁴⁾	W/W	9,44	9,43	9,56	9,54	10,41	10,48	10,42	10,43	9,84	9,63	9,46	
Sound power ⁽⁵⁾	dB (A)	68	68	68	69	72	72	73	74	76	78	79	
Sound pressure ⁽⁶⁾	dB (A)	36	36	36	37	40	40	40	41	42	44	46	
Power supply	V/Ph/Hz	400/3+N/50 400/3+N/50 400/3/50 400/3/50 400/3/50 400/3/50 400/3/50 400/3/50 400/3/50 400/3/50 400/3/50 400/3/50 400/3/50											
Compressors / Circuits	n° / n°	2 / 1	2 / 1	2 / 1	2 / 1	2 / 1	2 / 1	2 / 1	2 / 1	2 / 1	2 / 1	2 / 1	
Fans	n°	2	2	2	2	2	2	2	2	2	2	3	
Refrigerant		R410A	R410A	R410A	R410A	R410A	R410A	R410A	R410A	R410A	R410A	R410A	
Refrigerant charge	kg	10,0	10,0	10,0	10,0	14,5	19,0	19,0	19,0	27,0	27,0	36,0	
Global warming potential (GWP)		2088	2088	2088	2088	2088	2088	2088	2088	2088	2088	2088	
Equivalent CO ₂ charge	t	20,88	20,88	20,88	20,88	30,27	39,67	39,67	39,67	56,37	56,37	75,16	
Water tank volume	l	100	100	100	100	100	300	300	300	300	300	500	

HA/XL/RV - P4U	1602	1802	2002	2302	2502	2504	3004	3204	3504	4004	4504	5004 *	
Heating capacity (EN14511) ⁽¹⁾ kW	152,4	168,7	183,3	209,6	238,5	228,9	272,9	296,0	327,2	361,2	389,3	452,6	
Total input power (EN14511) ⁽¹⁾ kW	34,0	38,3	43,0	48,3	53,8	55,1	64,0	69,8	78,5	86,9	97,8	111,0	
COP (EN14511) ⁽¹⁾	W/W	4,49	4,40	4,27	4,34	4,43	4,16	4,26	4,24	4,17	3,98	4,08	
Energy Class ⁽²⁾		A++	A++	A++	A++	A++	A+	A+	A++	A++	A++	A++	
SCOP ⁽²⁾	kWh/kWh	4,00	4,02	3,94	4,08	4,10	3,76	3,80	3,90	3,92	3,89	3,85	
η _{s,h} ⁽²⁾	%	157,1	157,9	154,4	160,0	160,9	147,2	149,1	152,9	153,6	152,4	151,1	
Cooling capacity (EN14511) ⁽³⁾ kW	124,4	139,3	152,2	174,1	187,4	190,3	223,6	245,3	275,7	306,0	353,1	381,9	
Total input power (EN14511) ⁽³⁾ kW	44,4	52,0	59,7	67,0	78,1	73,8	80,1	91,5	106,4	120,5	135,8	155,9	
EER (EN14511) ⁽³⁾	W/W	2,80	2,68	2,55	2,60	2,40	2,58	2,79	2,68	2,59	2,54	2,60	
TER (EN14511) ⁽⁴⁾	W/W	9,87	9,99	9,90	9,79	9,74	9,27	9,18	9,60	9,68	9,71	9,62	
Sound power ⁽⁵⁾	dB (A)	81	81	81	83	84	81	83	84	84	84	86	
Sound pressure ⁽⁶⁾	dB (A)	49	49	49	51	52	49	51	52	52	52	55	
HE/XL/RV - P4U	1602	1802	2002	2302	2502	2504	3004	3204	3504	4004	4504	5004 *	
Heating capacity (EN14511) ⁽¹⁾ kW	151,8	168,2	182,6	208,9	237,7	228,1	272,9	296,0	327,3	358,7	396,4	454,4	
Total input power (EN14511) ⁽¹⁾ kW	33,2	37,6	42,4	47,8	53,1	54,3	62,3	68,4	77,4	86,1	97,5	110,1	
COP (EN14511) ⁽¹⁾	W/W	4,58	4,47	4,30	4,37	4,47	4,20	4,38	4,33	4,23	4,17	4,13	
Energy Class ⁽²⁾		A++	A++	A++	A++	A++	A++	A++	A++	A++	A++	A++	
SCOP ⁽²⁾	kWh/kWh	4,15	4,16	4,03	4,17	4,18	3,85	3,98	4,04	4,06	3,99	3,96	
η _{s,h} ⁽²⁾	%	163,0	163,4	158,2	163,9	164,0	151,1	156,3	158,5	159,2	156,4	155,3	
Cooling capacity (EN14511) ⁽³⁾ kW	129,5	146,8	159,2	180,4	202,1	198,5	231,0	259,7	289,4	322,6	368,5	406,9	
Total input power (EN14511) ⁽³⁾ kW	44,1	50,8	58,8	66,2	73,3	72,7	80,5	89,2	105,2	118,2	135,0	151,3	
EER (EN14511) ⁽³⁾	W/W	2,94	2,89	2,71	2,73	2,76	2,73	2,87	2,91	2,75	2,73	2,69	
TER (EN14511) ⁽⁴⁾	W/W	9,87	9,99	9,90	9,79	9,74	9,27	9,18	9,60	9,68	9,71	9,62	
Sound power ⁽⁵⁾	dB (A)	80	81	81	83	84	81	82	83	84	84	86	
Sound pressure ⁽⁶⁾	dB (A)	48	49	49	51	52	49	50	51	52	52	55	
Power supply	V/Ph/Hz	400/3/50 400/3/50 400/3/50 400/3/50 400/3/50 400/3/50 400/3/50 400/3/50 400/3/50 400/3/50 400/3/50 400/3/50 400/3/50											
Compressors / Circuits	n° / n°	2 / 1	2 / 1	2 / 1	2 / 1	2 / 1	4 / 2	4 / 2	4 / 2	4 / 2	4 / 2	4 / 2	
Fans	n°	3	3	3	3	3	4	6	6	6	8	8	
Refrigerant		R410A	R410A	R410A	R410A	R410A	R410A	R410A	R410A	R410A	R410A	R410A	
Refrigerant charge	kg	36,0	36,0	45,0	45,0	60,0	60,0	72,0	72,0	90,0	90,0	100,0	
Global warming potential (GWP)		2088	2088	2088	2088	2088	2088	2088	2088	2088	2088	2088	
Equivalent CO ₂ charge	t	75,16	75,16	93,96	93,96	125,28	125,28	150,33	150,33	150,33	187,92	208,80	
Water tank volume	l	500	500	500	500	500	1000	1000	1000	1000	1000	1000	

* Units only available for the non-EU market

Performances are referred to the following conditions:

- (1) Heating: Ambient temperature 7°C DB, 6°C WB, water temperature 30/35°C.
- (2) Average conditions, low temperature, variable - Reg EU 811/2013
- (3) Cooling: ambient air temperature 35°C, evaporator water temperature in/out 12/7 °C.

(4) TER: Total Energy Ratio - cold circuit 12/7°C, hot circuit 30/35°C.

(5) Sound power level in accordance with ISO 3744.

(6) Sound pressure level at 10 mt from the unit in free field conditions in accordance with ISO 3744.

COMPONENTS

FRAME

All units are made from hot-galvanised sheet steel, painted with polyurethane powder enamel and stoved at 180°C to provide maximum protection against corrosion. The frame is self-supporting with removable panels. All screws and rivets used are made from stainless steel. The standard colour of the units is RAL9018.

REFRIGERANT CIRCUIT

The refrigerant utilised is R410A. The refrigerant circuit is assembled using internationally recognised brand name components with all brazing and welding being performed in accordance with ISO 97/23. The refrigerant circuit includes: sight glass, filter drier, two thermal expansion valves (one for cooling mode, one for heating mode) with external equalizer, 4 way reversing valve, check valves, liquid receiver, Schrader valves for maintenance and control, pressure safety device (for compliance with PED regulations).

COMPRESSORS

The compressors used are a high performance scroll type that incorporates a special scroll design which enhances the efficiency of the refrigerant cycle when the source temperature is low. In all units the compressors are connected in tandem.

The compressors are all supplied with a crankcase heater and thermal overload protection by a klixon embedded in the motor winding. They are mounted in a separate enclosure in order to be separated from the air stream thus enabling them to be maintained even if the unit is operating. Access to this enclosure is by the front panel of the unit. The crankcase heater is always powered when the compressor is in stand-by.

SOURCE HEAT EXCHANGER

The source heat exchanger is made from copper pipes and aluminium fins. Dimensioning of the copper pipes and the aluminium wings is optimized in order to obtain excellent performance. The tubes are mechanically expanded into the fins in order to maximise heat transfer. Furthermore, the design guarantees a low air side pressure drop thus enabling the use of low rotation speed (and hence low noise) fans. All heat exchangers are supplied standard with fins hydrophilic coating.

USER HEAT EXCHANGERS

The user heat exchanger is a braze welded, plate type heat exchanger, manufactured from AISI 316 stainless steel.

The use of this type of exchanger results in a massive reduction of the refrigerant charge of the unit compared to a traditional shell-in-tube type. A further advantage is a reduction in the overall dimensions of the unit.

The exchangers are factory insulated with flexible close cell material and can be fitted with an antifreeze heater (accessory). Each exchanger is fitted with a temperature sensor on the discharge water side for antifreeze protection.

FANS

The fans are direct drive axial type with aluminium aerofoil blades, are statically and dynamically balanced and are supplied complete with a safety fan guard complying with the requirements of EN 60335.

They are fixed to the unit frame via rubber anti-vibration mountings. The electric motors, in LS versions are 6 poles type rotating at approximately 900 rpm. In the XL versions the fans are 8 poles

type (approx 600 rpm). The motors are fitted with integrated thermal overload protection and have a moisture protection rating of IP 54.

MICROPROCESSORS

All units are supplied as standard complete with control panel. The microprocessor controls the following functions: control of the water temperature, antifreeze protection, compressor timing, compressor automatic starting sequence (For multiple compressors), alarm reset.

The control panel is supplied with display showing all operational icons. The microprocessor is set for automatic defrost (when operating in severe ambient conditions) and for summer/ winter change over (only for RV versions).

The control also manages the anti-legionella program, the integration with other heating sources (electric heaters, boilers, solar panels etc), the operation of a three port modulating valve (for diverting to DHW or heating) and both the heating circuit pump and the domestic hot water circuit pump. If required (available as an option), the microprocessor can be configured in order for it to connect to a site BMS system thus enabling remote control and management.

ELECTRIC ENCLOSURE

The enclosure is manufactured in order to comply with the requirements of the electromagnetic compatibility standards CEE EN60204. Access to electrical cabinet in quick and easy thanks to hinged panels. The following components are supplied as standard on all units: main switch, a sequence relay that disables the power supply in the event that the phase sequence is incorrect (scroll compressors can be damaged if they rotate in the wrong direction), thermal overloads (protection of pumps and fans), compressor fuses, control circuit automatic breakers, compressor contactors, fan contactors and pump contactors. The terminal board has volt free contacts for remote ON-OFF, Summer/ winter change over (heat pumps only) and general alarm.

CONTROL AND PROTECTION DEVICES

All units are supplied with the following controls and protections: user water return temperature sensor, antifreeze protection temperature sensor installed on users water output, domestic hot water supply and return temperature sensors, high pressure manual reset, low pressure automatic reset, compressor thermal protection, air fan, thermal protection, pressure transducer (used to optimize the defrost cycle and to adjust the fan speed depending on ambient conditions), flow switch.

All units in HA and HE versions are also fitted with a temperature probe sensor with "Energy Saving" function, supplied in a separate plastic box, which can be used to stop the pump use during periods of stand-by, when the water temperature reaches the set point. Doing this the power consumption of the unit is strongly reduced. The probe sensor must be positioned in the hydraulic compensator present at the screening technique.

The domestic hot water circuit (only versions P2S) is already equipped with this probe, but it must be installed in the user circuit.

VERSIONS

P4U version

The P4U units use 4 hydraulic connections and are used in modern 4-pipe systems. In these systems, cold and hot water is always available (in every period of the year) and present in the specific hydraulic circuit.

These systems allow the simultaneous production of cold water and hot water using 4 hydraulic connections, 2 connections are related to the hot water circuit, 2 connections are related to the cold water circuit.

The plant thus conceived is able to heat and, at the same time, if required, to cool with very high energy efficiencies. In this configuration, however, the units are also able to produce hot or cold water separately at any time of the year.

The units are supplied with 2 heat exchangers, one dedicated to the production of cold water and one dedicated to the production of hot water.

The operating modes are:

1. User water heating: The unit behaves like a normal air/water heat pump in heating mode, using the finned heat exchanger as the source and the A plate heat exchanger as user.

2. User water cooling: The unit behaves like a normal air / water chiller in cooling mode, using the finned exchanger as the source and the B plate heat exchanger as user.

3. Simultaneous user Cooling + heating: The unit behaves like a water / water heat pump, using the plate heat exchanger B as the cold user and the plate heat exchanger A as hot user. This version is not able to produce domestic hot water.

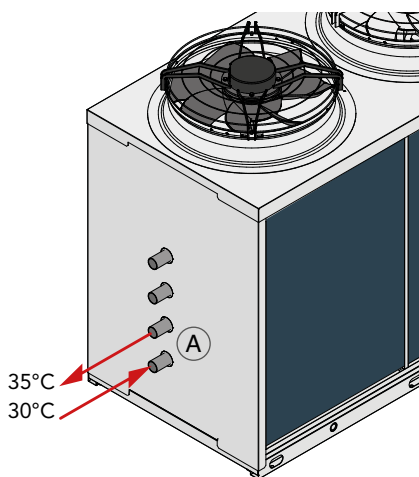
P4S Version

The P4S units have been designed to meet the needs of 2 + 2 pipe systems (2 user side pipes, 2 domestic hot water pipes) throughout the year. The units are supplied with 2 exchangers, one dedicated to the production of the user cold and hot water and one dedicated to the production of domestic hot water only (D.H.W.). The production of domestic hot water always has priority. In winter mode the activation of D.H.W. production temporarily stops the production of the user hot water, which is restored when the D.H.W. accumulation reaches the temperature set. In summer mode the unit will switch to cooling (by activating the reverse cycle valve installed in the refrigerant circuit) and any request for domestic hot water will allow, at the same time, the production of cold water. In this operating mode, the system can simultaneously produce cold water and domestic hot water. Domestic hot water, in summer mode, is produced by heat recovery and therefore free of charge. When the temperature measured by the D.H.W. sensor reaches the set, the D.H.W. water pump is stopped and normal operation is restored in cooling mode.

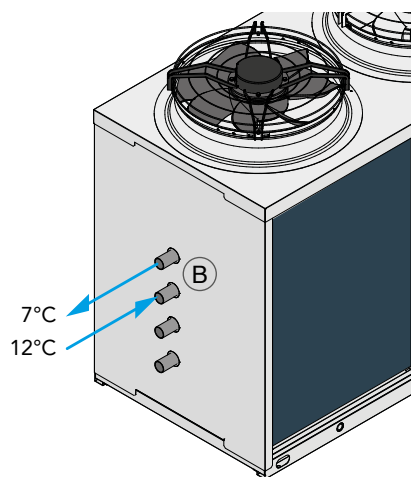
The operating modes are:

P4U VERSION

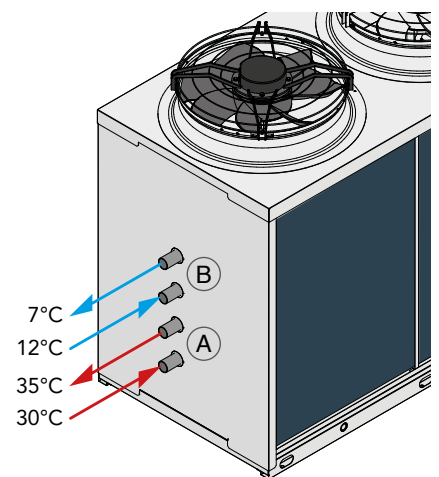
User water heating



User water cooling



Simultaneous user Cooling + heating



1. User water heating: The unit behaves like a normal air/water heat pump in heating mode, using the finned heat exchanger as the source and the A plate heat exchanger as user.

2. User water cooling: The unit behaves like a normal air/water chiller in cooling mode, using the finned heat exchanger as the source and the A plate heat exchanger as user.

3. Domestic hot water production (D.H.W.): The unit behaves like a normal air / water heat pump in heating mode, using the finned heat exchanger as the source and as a user the plate heat exchanger B (a special D.H.W. heat exchanger that works with a higher set point).

4. User water cooling + D.H.W. production: The unit behaves like a water / water heat pump, using the plate heat exchanger A as the cold user and the plate heat exchanger B as D.H.W. production).

SA Version

Standard efficiency version, according to current standard. Unit equipped with AC fans.

SE Version

Standard efficiency version, according to current standard. Unit equipped with EC fans.

HA Version

High efficiency version, according to current standard. Unit equipped with AC fans.

HE Version

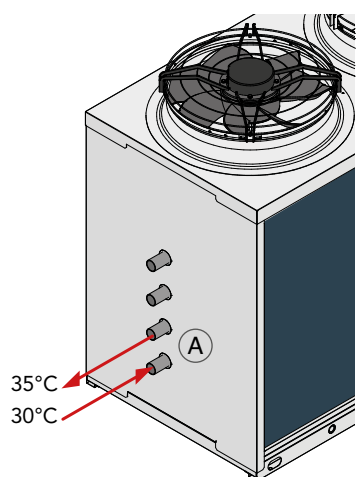
High efficiency version, according to current standard. Unit equipped with EC fans.

Version LS

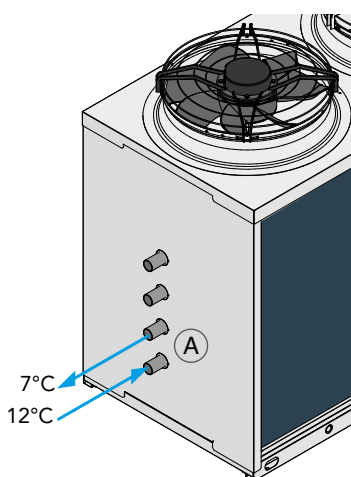
This version includes the complete acoustic insulation of the unit with compressor jackets and insulating material made with high density media and the interposition of heavy bitumen layer.

P4S VERSION

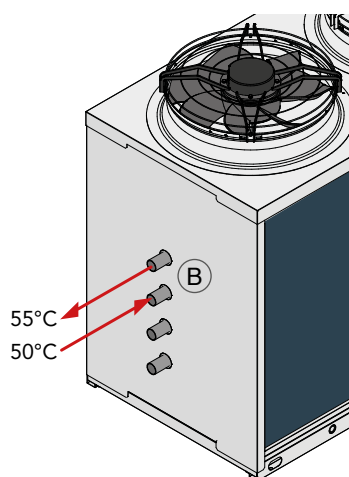
User water heating



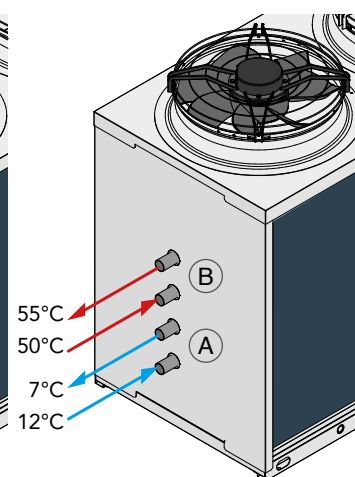
User water cooling



Domestic hot water production (D.H.W.)

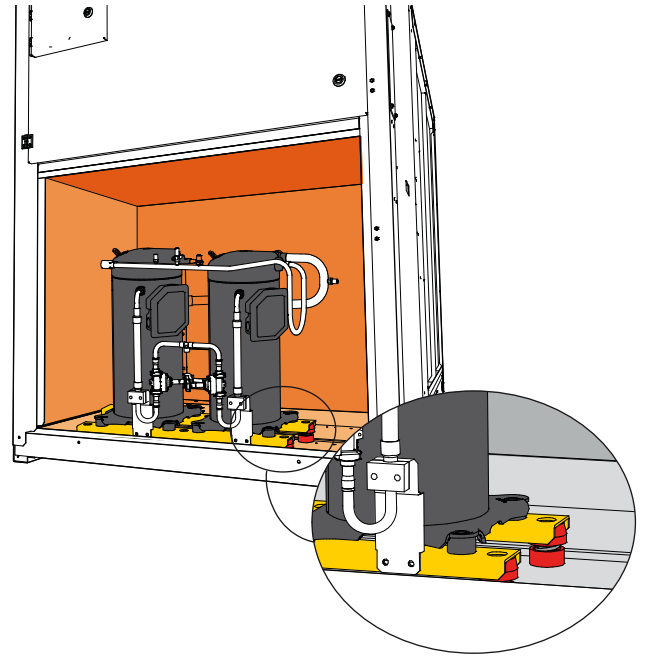


User water cooling + D.H.W. production

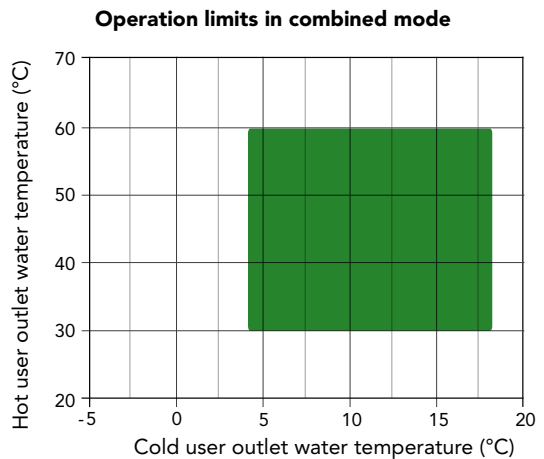
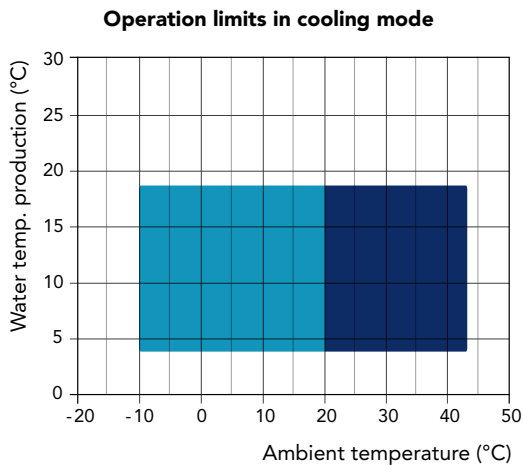
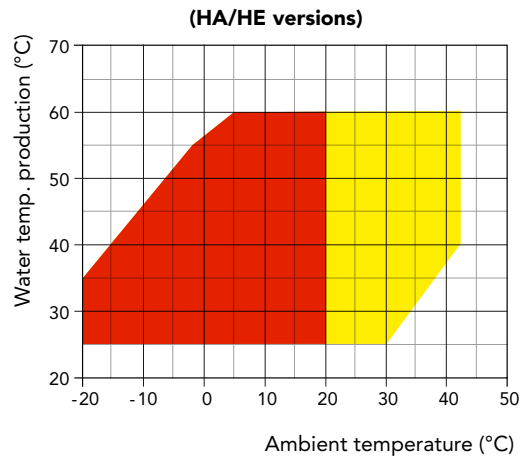
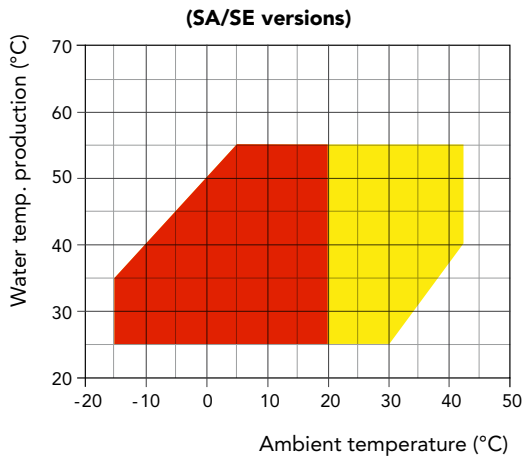


XL Super low noise version

All units in XL super low noise version are supplied, as standard, with the latest 'Floating Frame' technology that completely isolates the compressors from the main casing, thereby eliminating vibration and noise from this source. The 'Floating Frame' is a special vibration and acoustic damping system that consists of a base plate and acoustic enclosure that houses the compressors. The base plate is separated from the supporting frame of the unit by soft steel springs that have a high damping power. Within the enclosure, the compressors are mounted on rubber shock absorbers on the floating base plate. The enclosure is manufactured from galvanized steel sandwich panels that have a micro-perforated inner skin and a core of 30 mm thick, high density (25 kg/m³). The entire arrangement provides a double damping system and acoustic attenuation. The compressor refrigerant pipes are connected to the refrigerant circuit through "anaconda" flexible connections. Flexible connections are also used on the water pipework within the unit. The combination of these systems results in an overall noise reduction in the region of 6-8 dB(A).



OPERATION LIMITS



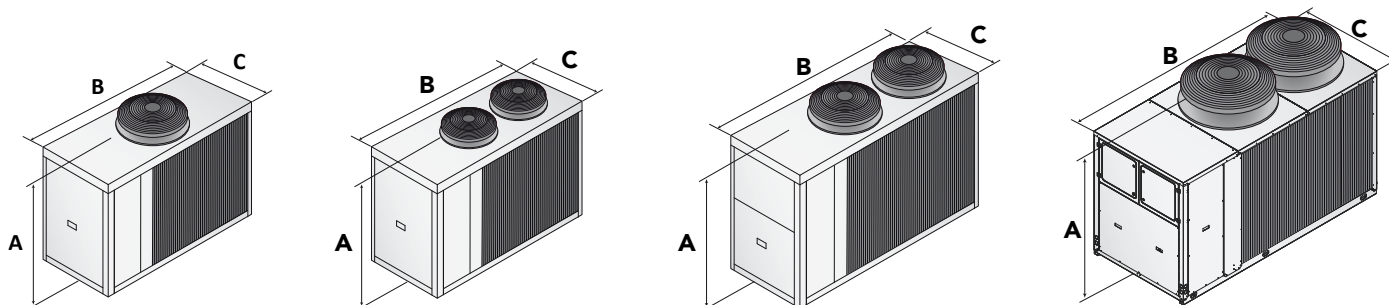
- Heating mode
- Heating mode with head pressure control (DCCF)
- Cooling with head pressure control (DCCF)

- Cooling mode
- Combined mode

ACCESSORIES

LHA SA-SE/HH-RV	LHA HA-HE/HH-RV	P4S/P4U	242 252	292 302	402	412	432	492	592	602	702	802
Flow switch			●	●	●	●	●	●	●	●	●	●
"Floating frame" Technology - LS Version			-	-	-	-	-	-	-	-	-	-
"Floating frame" Technology - XL Version			●	●	●	●	●	●	●	●	●	●
E.C. fans - SA versions		VECE	-	-	-	-	-	-	-	-	-	-
E.C. fans - SE versions		VECE	●	●	●	●	●	●	●	●	●	●
E.C. fans - HA versions		VECE	-	-	-	-	-	-	-	-	-	-
E.C. fans - HE versions		VECE	●	●	●	●	●	●	●	●	●	●
Condensate discharge drip tray with antifreeze heater		BRCA	○	○	○	○	○	○	○	○	○	○
Fans regulation by phase cut		DCCF	●	●	●	●	●	●	●	●	●	●
Antifreeze kit for 4 pipe units		RAEV4	○	○	○	○	○	○	○	○	○	○
Electronic soft starter		DSSE	○	○	○	○	○	○	○	○	○	○
Serial interface card RS485		INSE	●	●	●	●	●	●	●	●	●	●
Rubber anti-vibration mountings		KAVG	○	○	○	○	○	○	○	○	○	○
Remote control panel		PCRL	○	○	○	○	○	○	○	○	○	○
Electronic expansion valve		VTEE	○	○	○	○	○	○	○	○	○	○
Cascade control system via RS485		SGRS	○	○	○	○	○	○	○	○	○	○
Hydraulic kit with one pump with tank		A1ZZU	○	○	○	○	○	○	○	○	○	○
Hydraulic kit with two pumps with tank		A2ZZU	○	○	○	○	○	○	○	○	○	○
Hydraulic kit with one pump without tank		A1NTU	○	○	○	○	○	○	○	○	○	○
Hydraulic kit with two pumps without tank		A2NTU	○	○	○	○	○	○	○	○	○	○
Hydraulic kit with 1 pump - recovery circuit		A1NTR	○	○	○	○	○	○	○	○	○	○
Hydraulic kit with 2 pumps - recovery circuit		A2NTR	○	○	○	○	○	○	○	○	○	○

● Standard ○ Optional - Not available



SA/SE 242 - 292
HA/HE LS 242 - 292

SA/SE 402
HA/HE XL 252 - 302

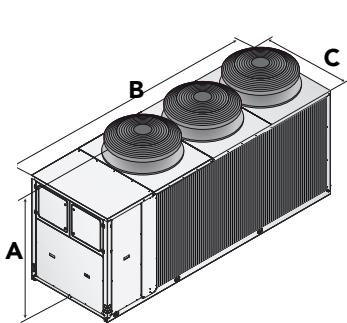
SA/SE 432 - 492 - 592
HA/HE-LS/XL 412 - 432 - 492

SA/SE 702 - 802 - 902
HA/HE-LS/XL 602 - 702 - 802 - 902 - 1002 - 1202

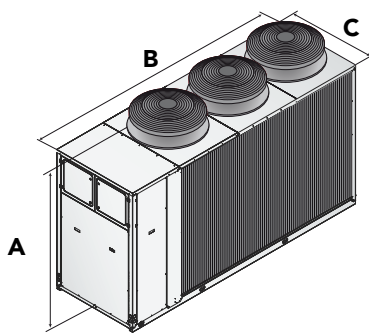
		242/252	292/302	402	412	432	492	592	602	702	802
A (mm)	SA-SE/LS	1500	1500	1500	--	1690	1690	1690	--	1880	1880
B (mm)	SA-SE/LS	1915	1915	1915	--	2400	2400	2400	--	2905	2905
C (mm)	SA-SE/LS	875	875	875	--	1150	1150	1150	--	1145	1150
kg	SA-SE/LS	550	550	560	--	670	700	760	--	880	890
A (mm)	HA-HE/LS	1500	1500	--	1690	1690	1690	--	1880	1890	1880
B (mm)	HA-HE/LS	1915	1915	--	2400	2400	2400	--	2905	2905	2905
C (mm)	HA-HE/LS	875	875	--	1150	1150	1150	--	1150	1150	1150
kg	HA-HE/LS	560	560	--	670	690	720	--	1060	1060	1070
A (mm)	HA-HE/XL	1500	1500	--	1690	1690	1690	--	1880	1880	1880
B (mm)	HA-HE/XL	1915	1915	--	2400	2400	2400	--	2905	2905	2905
C (mm)	HA-HE/XL	875	875	--	1150	1150	1150	--	1150	1150	1150
kg	HA-HE/XL	570	570	--	680	710	740	--	1080	1080	1090

LHA SA-SE/HH-RV LHA HA-HE/HH-RV	P4S/P4U	902	1002	1202	1402	1602	1802	2002	2302
Flow switch		●	●	●	●	●	●	●	●
"Floating frame" Technology - LS Version		-	-	-	-	-	-	-	-
"Floating frame" Technology - XL Version		●	●	●	●	●	●	●	●
E.C. fans - SA versions	VECE	-	-	-	-	-	-	-	-
E.C. fans - SE versions	VECE	●	●	●	●	●	●	●	●
E.C. fans - HA versions	VECE	-	-	-	-	-	-	-	-
E.C. fans - HE versions	VECE	●	●	●	●	●	●	●	●
Condensate discharge drip tray with antifreeze heater	BRCA	○	○	○	○	○	○	○	○
Fans regulation by phase cut	DCCF	●	●	●	●	●	●	●	●
Antifreeze kit for 4 pipe units	RAEV4	○	○	○	○	○	○	○	○
Electronic soft starter	DSSE	○	○	○	○	○	○	○	○
Serial interface card RS485	INSE	●	●	●	●	●	●	●	●
Rubber anti-vibration mountings	KAVG	○	○	○	○	○	○	○	○
Remote control panel	PCRL	○	○	○	○	○	○	○	○
Electronic expansion valve	VTEE	○	○	○	○	○	○	○	○
Cascade control system via RS485	SGRS	○	○	○	○	○	○	○	○
Hydraulic kit with one pump with tank	A1ZZU	○	○	○	○	○	○	○	○
Hydraulic kit with two pumps with tank	A2ZZU	○	○	○	○	○	○	○	○
Hydraulic kit with one pump without tank	A1NTU	○	○	○	○	○	○	○	○
Hydraulic kit with two pumps without tank	A2NTU	○	○	○	○	○	○	○	○
Hydraulic kit with 1 pump - recovery circuit	A1NTR	○	○	○	○	○	○	○	○
Hydraulic kit with 2 pumps - recovery circuit	A2NTR	○	○	○	○	○	○	○	○

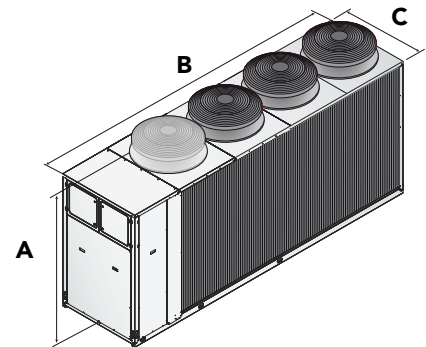
● Standard ○ Optional - Not available



SA/SE 1002 - 1202 - 1402 - 1602
HA/HE-LS/XL 1402 - 1602 - 1802 - 2002



SA/SE 1802 - 2002
HA/HE-LS/XL 2302 - 2502

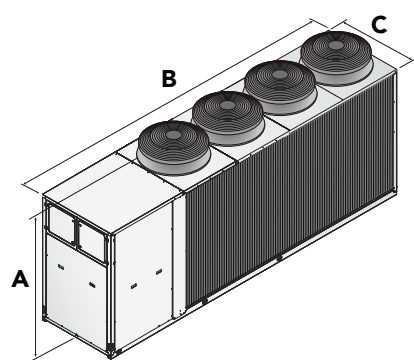


SA/SE 2302 - 2502

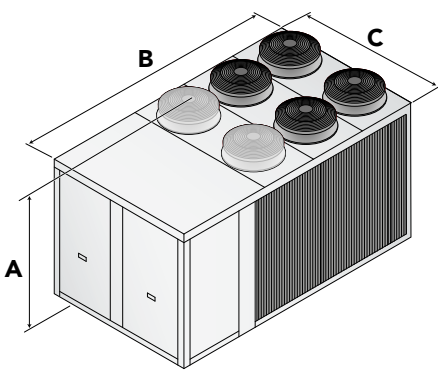
		902	1002	1202	1402	1602	1802	2002	2302
A (mm)	SA-SE/LS	1880	1880	1880	1880	1880	2270	2270	2310
B (mm)	SA-SE/LS	2905	3905	3905	3905	3905	3905	3905	4505
C (mm)	SA-SE/LS	1150	1150	1150	1150	1150	1150	1150	1150
kg	SA-SE/LS	910	1190	1270	1320	1360	1690	1710	1990
A (mm)	HA-HE/LS	1880	1880	1880	1880	1880	1880	1880	2280
B (mm)	HA-HE/LS	2905	2905	2905	3905	3905	3905	3905	3905
C (mm)	HA-HE/LS	1150	1150	1150	1150	1150	1150	1150	1150
kg	HA-HE/LS	1120	1160	1240	1560	1580	1600	1620	1790
A (mm)	HA-HE/XL	1880	1880	1880	1880	1880	1880	1880	2280
B (mm)	HA-HE/XL	2905	2905	2905	3905	3905	3905	3905	3905
C (mm)	HA-HE/XL	1150	1150	1150	1150	1150	1150	1150	1150
kg	HA-HE/XL	1140	1180	1260	1590	1610	1630	1650	1820

LHA SA-SE/HH-RV	LHA HA-HE/HH-RV	P4S/P4U	2502	2504	3004	3204	3504	4004	4504	5004
Flow switch			●	●	●	●	●	●	●	●
"Floating frame" Technology - LS Version			-	-	-	-	-	-	-	-
"Floating frame" Technology - XL Version			●	●	●	●	●	●	●	●
E.C. fans - SA versions	VECE		-	-	-	-	-	-	-	-
E.C. fans - SE versions	VECE		●	●	●	●	●	●	●	●
E.C. fans - HA versions	VECE		-	-	-	-	-	-	-	-
E.C. fans - HE versions	VECE		●	●	●	●	●	●	●	●
Condensate discharge drip tray with antifreeze heater	BRCA		○	○	○	○	○	○	○	○
Fans regulation by phase cut	DCCF		●	●	●	●	●	●	●	●
Antifreeze kit for 4 pipe units	RAEV4		○	○	○	○	○	○	○	○
Electronic soft starter	DSSE		○	○	○	○	○	○	○	○
Serial interface card RS485	INSE		●	●	●	●	●	●	●	●
Rubber anti-vibration mountings	KAVG		○	○	○	○	○	○	○	○
Remote control panel	PCRL		○	○	○	○	○	○	○	○
Electronic expansion valve	VTEE		○	○	○	○	○	○	○	○
Cascade control system via RS485	SGRS		○	○	○	○	○	○	○	○
Hydraulic kit with one pump with tank	A1ZZU		○	○	○	○	○	○	○	○
Hydraulic kit with two pumps with tank	A2ZZU		○	○	○	○	○	○	○	○
Hydraulic kit with one pump without tank	A1NTU		○	○	○	○	○	○	○	○
Hydraulic kit with two pumps without tank	A2NTU		○	○	○	○	○	○	○	○
Hydraulic kit with 1 pump - recovery circuit	A1NTR		○	○	○	○	○	○	○	○
Hydraulic kit with 2 pumps - recovery circuit	A2NTR		○	○	○	○	○	○	○	○

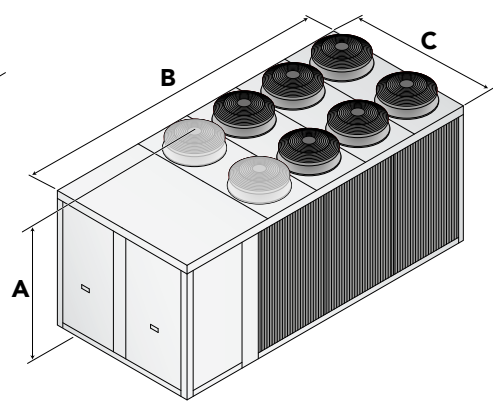
● Standard ○ Optional - Not available



SA/SE 2504 - 3004 - 3204



**SA/SE 3504 - 4004
HA/HE-LS/XL 2504 - 3004 - 3204 - 3504**



**SA/SE 4504 - 5004
HA/HE-LS/XL 4004 - 4504 - 5004**

		2502	2504	3004	3204	3504	4004	4504	5004
A (mm)	SA-SE/LS	2310	2310	2310	2310	2350	2350	2380	2380
B (mm)	SA-SE/LS	4505	5300	5300	5300	4205	4205	4810	4810
C (mm)	SA-SE/LS	1150	1150	1150	1150	2210	2210	2210	2210
kg	SA-SE/LS	2040	2500	2540	2620	3220	3270	3600	3700
A (mm)	HA-HE/LS	2280	2350	2350	2350	2350	2380	2380	2380
B (mm)	HA-HE/LS	3905	4205	4205	4205	4205	4805	4810	4810
C (mm)	HA-HE/LS	1150	2210	2210	2210	2210	2210	2210	2210
kg	HA-HE/LS	1820	3170	3220	3270	3320	3660	3720	3780
A (mm)	HA-HE/XL	2280	2350	2350	2350	2350	2380	2380	2380
B (mm)	HA-HE/XL	3905	4205	4205	4205	4205	4805	4810	4810
C (mm)	HA-HE/XL	1150	2210	2210	2210	2210	2210	2210	2210
kg	HA-HE/XL	1850	3220	3270	3320	3370	3710	3770	3830